

The astrophyllite supergroup: nomenclature and classification

ELENA SOKOLOVA^{1,*}, FERNANDO CÁMARA², FRANK C. HAWTHORNE¹ AND MARCO E. CIRIOTTI³

¹ Department of Geological Sciences, University of Manitoba, Winnipeg, Manitoba R3T 2N2, Canada

² Dipartimento di Scienze della Terra, Università degli Studi di Torino, via Valperga Caluso 35, I-10125 Torino, Italy

³ AMI – Associazione Micromineralogica Italiana, via San Pietro 55, I-10073 Devesi-Ciriè, Italy

[Received 9 November 2015; Accepted 20 January 2016; Associate Editor: Stuart Mills]

ABSTRACT

Here we report a nomenclature and classification for the astrophyllite-supergroup minerals. The HOH block is the main structural unit in all astrophyllite-supergroup structures; it consists of three H–O–H sheets where the T_4O_{12} astrophyllite ribbons occur in the H sheets. In each structure, HOH blocks alternate with **I** (Intermediate) blocks along [001]. The twelve minerals of the astrophyllite supergroup are divided into three groups based on (1) the type of self-linkage of HOH blocks, i.e. (a) HOH blocks link directly where they share common vertices of D octahedra, or (b) HOH blocks do not link directly; and (2) the dominant cation of the O sheet (the C group: C_7 apfu). In the astrophyllite group (HOH blocks connect via $D-X_D^p-D$ bridges, Fe^{2+} is dominant at C_7), there are six minerals: astrophyllite, niobophyllite, zircophyllite, tarbagataite, nalivkinite and bulgakite. In the kupletskite group (HOH blocks connect via $D-X_D^p-D$ bridges, Mn^{2+} is dominant at C_7), there are three minerals: kupletskite, niobokupletskite and kupletskite-(Cs). In the devitoite group (HOH blocks do not connect via $D-X_D^p-D$ bridges), there are three minerals: devitoite, sveinbergeite and lobanovite. The general formula for the astrophyllite-supergroup minerals is of the form $A_{2p}B_rC_7D_2(T_4O_{12})_2IX_D^O X_A^O X_D^p W_{A2}$, where C [cations at the $M(1-4)$ sites in the O sheet] = Fe^{2+} , Mn, Na, Mg, Zn, Fe^{3+} , Ca, Zr, Li; D (cations in the H sheets) = $[^{6,5}]Ti$, Nb, Zr, Sn^{4+} , $[^5]Fe^{3+}$, Mg, Al; T = Si, minor Al; $A_{2p}B_rIW_{A2}$ (**I** block) where $p = 1, 2$; $r = 1, 2$; A = K, Cs, Ba, H_2O , Li, Rb, Pb^{2+} , Na, \square ; B = Na, Ca, Ba, H_2O , \square ; I represents the composition of the central part of the **I** block, excluding peripheral layers of the form $A_{2p}B_rW_{A2}$, e.g. $(PO_4)_2(CO_3)$ (devitoite); $X_D^O = O$; $X_A^O = OH, F$; $X_D^p = F, O, OH, H_2O, \square$, where $n = 0, 1, 2$ for $(X_D^p)_n$; $W_A = H_2O, \square$.

KEYWORDS: astrophyllite supergroup, nomenclature, classification, ideal formula, astrophyllite, kupletskite and devitoite groups.

Introduction

THE Nomenclature Voting proposal 15-B – “Magnesioastrophyllite” validated under the name “lobanovite”, and astrophyllite supergroup classification – has been approved by the CNMNC-IMA (in accord with Mills *et al.*, 2009) with the two conclusions: (1) “Magnesioastrophyllite” has been validated under the name lobanovite, $K_2Na(Fe_4^{2+}Mg_2Na)Ti_2(Si_4O_{12})_2O_2(OH)_4$; (2) According to the new classification scheme, the astrophyllite supergroup is now divided in three groups: the

astrophyllite group, the kupletskite group and the devitoite group. Following the above decision, the formal description of the lobanovite has been reported by Sokolova *et al.* (2017). In this paper, we address the second part of the Voting proposal 15-B and report the nomenclature and classification of the astrophyllite supergroup based on the work of Sokolova (2012).

Twelve minerals of the astrophyllite supergroup are listed in Table 1. The HOH block is the main structural unit in all astrophyllite-supergroup structures; it consists of a central O (Octahedral) sheet between two adjacent H (Heteropolyhedral) sheets where the T_4O_{12} astrophyllite ribbons occur in the H sheets. In each structure, HOH blocks alternate with **I** (Intermediate) blocks along [001].

* E-mail: elena_sokolova@umanitoba.ca

<https://doi.org/10.1180/minmag.2016.080.077>

They are divided into three groups based on (1) the type of self-linkage between HOH blocks, i.e. (a) HOH blocks link directly where they share common vertices of D octahedra, or (b) HOH blocks do not link directly; and (2) the dominant cation of the O sheet (the C group: C₇ apfu). These three groups are as follows:

Astrophyllite group: HOH blocks connect via

D–X_D^p–D bridges, Fe²⁺ is dominant at C₇;

Kupletskite group: HOH blocks connect via

D–X_D^p–D bridges, Mn²⁺ is dominant at C₇;

Devitoite group: HOH blocks do not

connect via D–X_D^p–D bridges.

Background

For many years, the astrophyllite-group minerals have been divided into two main subgroups on the basis of the dominance of Fe²⁺ (astrophyllite; Weibye, 1848) or Mn²⁺ (kupletskite; Semenov, 1956) at the octahedrally coordinated sites in the O (Octahedral) sheet in the structure. The general crystal chemistry of the astrophyllite-group minerals was considered by Belov (1963, 1976), Piilonen *et al.* (2003a,b) and Cámara *et al.* (2010). All references pertinent to work on the general crystal chemistry of the astrophyllite-group minerals prior to 2012 are given in Sokolova (2012). Sokolova (2012) developed a structural hierarchy for the astrophyllite group and showed that in the astrophyllite group, there are two topologically distinct types of structures based on the type of self-linkage of HOH blocks: (1) HOH blocks link directly where they share common vertices of D octahedra, HOH blocks connect via D–X_D^p–D bridges; and (2) HOH blocks do not link directly via polyhedra of the H sheets. For the description of atom arrangements in the intermediate space between adjacent HOH blocks in the astrophyllite-group structures, Sokolova (2012) introduced the **I** (Intermediate) block [by analogy with the **I** block in TS-block (Titanium Silicate) structures, Sokolova, 2006]. She considered nine minerals of the astrophyllite group [astrophyllite, niobophyllite, zircophyllite, tarbagataite, nalivkinitite, kupletskite, niobokupletskite, kupletskite-(Cs) and lobanovite (Table 1)], suggested extending the astrophyllite group to include devitoite and sveinbergeite (Table 1), and wrote the general formula of these minerals in the form A_{2p}B_rC₇D₂(T₄O₁₂)₂I X_{D2}^OX_{A4}^OX_{Dn}^p, where

C and D are cations of the O and H sheets, C = [Fe²⁺, Mn, Fe³⁺, Na, Mg or Zn] at the M(1–4) sites; D = [Ti, Nb, Zr, Fe³⁺]; T = Si, minor Al; A_{2p}B_rI is the composition of the **I** block where p = 1, 2; r = 1, 2; A = K, Cs, Li, Ba, H₂O, □; B = Na, Ca, Ba, H₂O, □; I represents the composition of the central part of the **I** block, excluding peripheral layers of the form A₂B; X = X_{D2}^OX_{A4}^OX_{Dn}^p = O, OH, F and H₂O; n = 0, 1, 2.

New data

Sokolova (2012) listed zircophyllite [described by Kapustin (1972) from Tuva, Russia; Mn > Fe²⁺] as a member of the kupletskite group. However Kapustin (1972) called zircophyllite a ‘zirconium analogue of astrophyllite’ and wrote its empirical formula as follows: (K_{1.70}Na_{0.71}Ca_{0.24}Mn_{0.35})_{Σ3}(Fe_{3.57}Mn_{3.43})_{Σ7}(Zr_{1.58}Nb_{0.25}Ti_{0.17})_{Σ2}(Si_{7.76}Ti_{0.24})_{Σ8}[O_{26.84}(OH)_{3.26}F_{0.90}]_{Σ31}(H₂O)_{0.9}, where the composition of the O sheet is C₇ = (Fe_{3.57}²⁺Mn_{3.43})_{Σ7}, i.e. Fe²⁺ > Mn. Following the original definition of zircophyllite, we place zircophyllite in the astrophyllite group (in accord with the nomenclature voting proposal 15-B). Here (Tables 1–3), we report some crystallographic data based on the structure refinement of zircophyllite from Mont Saint-Hilaire, Québec, Canada (Sokolova and Hawthorne, 2016).

Agakhanov *et al.* (2014, 2016) described a new astrophyllite-group mineral bulgakite, Li₂(Ca, Na)Fe₇²⁺Ti₂(Si₄O₁₂)₂O₂(OH)₄(O,F)(H₂O)₂, a Ca-analogue of nalivkinitite, and revised the crystal structure and chemical formula of nalivkinitite: Li₂NaFe₇²⁺Ti₂(Si₄O₁₂)₂O₂(OH)₄F(H₂O)₂ (Agakhanov *et al.*, 2008; Uvarova *et al.*, 2008) (Table 1). Refinement of the bulgakite and nalivkinitite structures resulted in the location of H₂O groups at the W site in the **I** block. An H₂O group at the W site is a necessary ligand to complete the coordination of the cation at the A(2) site, where A(2) and A(1) are subsites of the A site. Hence the number of H₂O groups at the W site must equal the number of cations at the A(2) site. The presence of H₂O groups in the bulgakite and nalivkinitite structures was confirmed by infrared spectroscopy (Agakhanov *et al.*, 2014, 2016). Revision of the topology of the A(2) site in the astrophyllite-supergroup minerals required revision of the general formula for the astrophyllite-type structures (Sokolova, 2012), and Agakhanov *et al.* (2016) suggested writing the general formula as A_{2p}B_rC₇D₂(T₄O₁₂)₂I X_{D2}^OX_{A4}^OX_{Dn}^pW_{A2}.

TABLE 1. Ideal formulae* and unit-cell parameters for the astrophyllite-supergroup minerals.

Mineral	Ideal formula	a (Å) α (°)	b (Å) β (°)	c (Å) γ (°)	Space group	Z	Ref.
145	Astrophyllite group	HOH blocks connect via D–X _D ^P –D bridges, Fe ²⁺ is dominant at C ₇					
	Astrophyllite	K ₂ NaFe ₇ ²⁺ Ti ₂ (Si ₄ O ₁₂) ₂ O ₂ (OH) ₄ F	5.3866 113.019	11.8821 94.578	11.6794 103.120	$P\bar{1}$	1 (1,2)
	Niobophyllite	K ₂ NaFe ₇ ²⁺ (Nb,Ti)(Si ₄ O ₁₂) ₂ O ₂ (OH) ₄ (O,F)	5.4022 112.990	11.8844 94.588	11.6717 103.166	$P\bar{1}$	1 (3,2)
	Zircophyllite	K ₂ NaFe ₇ ²⁺ Zr ₂ (Si ₄ O ₁₂) ₂ O ₂ (OH) ₄ F	5.447 112.950	11.966 94.688	11.789 103.161	$P\bar{1}$	1 (4,5)
	Tarbagataite	(K□)CaFe ₇ ²⁺ Ti ₂ (Si ₄ O ₁₂) ₂ O ₂ (OH) ₅	5.3868 112.978	11.9141 94.641	11.7171 103.189	$P\bar{1}$	1 (6)
	Nalivkinite	Li ₂ NaFe ₇ ²⁺ Ti ₂ (Si ₄ O ₁₂) ₂ O ₂ (OH) ₄ F(H ₂ O) ₂	5.374 113.360	11.948 94.538	11.676 103.01	$P\bar{1}$	1 (7,8)
	Bulgakite	Li ₂ (Ca,Na)Fe ₇ ²⁺ Ti ₂ (Si ₄ O ₁₂) ₂ O ₂ (OH) ₄ (O,F)(H ₂ O) ₂	5.374 113.457	11.965 94.533	11.65 103.08	$P\bar{1}$	1 (8)
	Kupletskite group	HOH blocks connect via D–X _D ^P –D bridges, Mn ²⁺ is dominant at C ₇					
	Kupletskite-1 <i>A</i>	K ₂ NaMn ₇ Ti ₂ (Si ₄ O ₁₂) ₂ O ₂ (OH) ₄ F	5.3784 112.964	11.9085 94.697	11.7236 103.112	$P\bar{1}$	1 (9)
	Kupletskite-2 <i>M</i>	K ₂ NaMn ₇ Ti ₂ (Si ₄ O ₁₂) ₂ O ₂ (OH) ₄ F	5.4022	23.226 95.246	21.1782	$C2/c$	4 (9)
	Niobokupletskite	K ₂ NaMn ₇ (Nb,Ti)(Si ₄ O ₁₂) ₂ O ₂ (OH) ₄ (O,F)	5.4303 112.927	11.924 94.750	11.747 103.175	$P\bar{1}$	1 (10)
	Kupletskite-(Cs)	Cs ₂ NaMn ₇ Ti ₂ (Si ₄ O ₁₂) ₂ O ₂ (OH) ₄ F	5.3850 113.117	11.9350 94.614	11.7793 103.075	$P\bar{1}$	1 (11,2)
	Devitoite group	HOH blocks do not connect via D–X _D ^P –D bridges					
	Devitoite	Ba ₆ Fe ₇ ²⁺ Fe ₂ ³⁺ (Si ₄ O ₁₂) ₂ (PO ₄) ₂ (CO ₃)O ₂ (OH) ₄	5.3437 91.337	11.6726 96.757	14.680 103.233	$P\bar{1}$	1 (12)
	Sveinbergeite	(H ₂ O) ₂ [Ca(H ₂ O)](Fe ₆ ²⁺ Fe ₃ ³⁺)Ti ₂ (Si ₄ O ₁₂) ₂ O ₂ (OH) ₄ [OH(H ₂ O)]	5.329 101.140	11.803 98.224	11.822 102.442	$P\bar{1}$	1 (13)
	Lobanovite	K ₂ Na(Fe ₄ ²⁺ Mg ₂ Na)Ti ₂ (Si ₄ O ₁₂) ₂ O ₂ (OH) ₄	5.3327	23.1535 99.615	10.3775	$C2/m$	2 (14,15)

*The ideal formula is of the form A_{2p}B₇C₇D₂(T₄O₁₂)₂IX_{D2}^OX_{A4}^OX_{Dn}^PW_{A2} (see text);

References (description of a new mineral, the latest work on the structure): (1) Weibye (1848); (2) Cámara *et al.* (2010); (3) Nickel *et al.* (1964); (4) Kapustin (1972); (5) Sokolova and Hawthorne (2016); (6) Stepanov *et al.* (2012); (7) Agakhanov *et al.* (2008); (8) Agakhanov *et al.* (2016); (9) Piilonen *et al.* (2001); (10) Piilonen *et al.* (2000); (11) Yefimov *et al.* (1971); (12) Kampf *et al.* (2010); (13) Khomyakov *et al.* (2011); (14) Sokolova *et al.* (2017); (15) Sokolova and Cámara (2008).

TABLE 2. Cation and anion sites in the structures of the astrophyllite-supergroup minerals.

Mineral C ₇ :	HOH block						2H sheets		I (Intermediate) block				Ref.
	O sheet				2X _D ^O		2D	nX _D ^P	pA ₂	rB	2W _A	I	
Astrophyllite group													
Astrophyllite	Mn ₂ ²⁺	Fe ₂ ²⁺	Fe ₂ ²⁺	Fe ²⁺	O ₂	(OH) ₄	Ti ₂	F	[¹²]K ₂	[¹⁰]Na			(1)
Niobophyllite	Mn ₂ ²⁺	Fe ₂ ²⁺	Fe ₂ ²⁺	Fe ²⁺	O ₂	(OH) ₄	(Nb,Ti) ₂	(O,F)	[¹³]K ₂	[¹⁰]Na			(1)
Zircophyllite	Mn ₂ ²⁺	Fe ₂ ²⁺	Fe ₂ ²⁺	Fe ²⁺	O ₂	(OH) ₄	Ti ₂	F	[¹³]K ₂	[¹⁰]Na			(2)
Tarbagataite	Mn ₂ ²⁺	Fe ₂ ²⁺	Fe ₂ ²⁺	Fe ²⁺	O ₂	(OH) ₄	Ti ₂	OH	[¹²](K□)	[¹⁰]Ca			(3)
Nalivkinite	Fe ₂ ²⁺	Fe ₂ ²⁺	Fe ₂ ²⁺	Fe ²⁺	O ₂	(OH) ₄	Ti ₂	F	Li ₂	[¹⁰]Na	(H ₂ O) ₂		(4)
Bulgakite	Fe ₂ ²⁺	Fe ₂ ²⁺	Fe ₂ ²⁺	Fe ²⁺	O ₂	(OH) ₄	Ti ₂	(O,F)	Li ₂	[¹⁰](Ca,Na)	(H ₂ O) ₂		(4)
Kupletskite group													
Kupletskite	Mn ₂ ²⁺	Mn ₂ ²⁺	Mn ₂ ²⁺	Mn ²⁺	O ₂	(OH) ₄	Ti ₂	F	[¹²]K ₂	[¹⁰]Na			(5)
Niobokupletskite	Mn ₂ ²⁺	Mn ₂ ²⁺	Mn ₂ ²⁺	Mn ²⁺	O ₂	(OH) ₄	(Nb,Ti) ₂	(O,F)	[^{8,9}]K ₂	[¹⁰]Na			(6)
Kupletskite-(Cs)	Mn ₂ ²⁺	Fe ₂ ²⁺	Mn ₂ ²⁺	Zn	O ₂	(OH) ₄	Ti ₂	F	[¹³]Cs ₂	[¹⁰]Na			(1)
Devitoite group													
Devitoite	Fe ₂ ²⁺	Fe ₂ ²⁺	Fe ₂ ²⁺	Fe ²⁺	O ₂	(OH) ₄	[⁵]Fe ₂ ³⁺	□ ₂	[¹²]Ba ₂	[^{9–11}]Ba		(PO ₄) ₂	(7)
Sveinbergeite	(Fe ₆ ²⁺ Fe ³⁺)				O ₂	(OH) ₄	Ti ₂	[OH(H ₂ O)]	[¹²]Ba ₂	[^{9–11}]Ba		(CO ₃)	(8)
Lobanovite*	Na	Fe ₂ ²⁺	Fe ₂ ²⁺	Mg ₂	O ₂	(OH) ₄	[⁵]Ti ₂	□	[¹⁰]K ₂	[⁹]Ca(H ₂ O)]			(9)

X^O: anions of the O sheet; X^P: peripheral anions of the HOH block; X_D^O: common anions for three M cations in the O sheet and a D cation in the H sheet; X_A^O: monovalent anions common for three M cations in the O sheet; X_D^P: apical (anions or H₂O groups) of D cations at the periphery of the HOH block; (), [] cations and anions are disordered and substitute for each other; coordination numbers (CN) for cations are shown where CN ≠ 6; n = 0, 1, 2; p = 1, 2; r = 1, 2.

*M(1), 2M(2), 2M(3), 2M(4).

References: (1) Cámara *et al.* (2010); (2) Sokolova and Hawthorne (2016); (3) Stepanov *et al.* (2012); (4) Agakhanov *et al.* (2016); (5) Piilonen *et al.* (2001); (6) Piilonen *et al.* (2000); (7) Kampf *et al.* (2010); (8) Khomyakov *et al.* (2011); (9) Sokolova and Cámara (2008).

TABLE 3. Detailed ideal formulae of the form $A_2pB_rC_7D_2(T_4O_{12})_2IX_{D2}^OX_{A4}^OX_{Dn}^PW_{A2}$ for the astrophyllite-supergroup minerals*.

Mineral	Ideal formula									W _{A2}	p	r	n
	A ₂	B	C ₇	D ₂	(T ₄ O ₁₂) ₂	I	X _{D2} ^O	X _{A4} ^O	X _D ^P				
THE ASTROPHYLLITE SUPERGROUP													
Astrophyllite group													
Astrophyllite	K ₂	Na	Fe ₇ ²⁺	Ti ₂	(Si ₄ O ₁₂) ₂		O ₂	(OH) ₄	F		1	1	1
Niobophyllite	K ₂	Na	Fe ₇ ²⁺	(Nb,Ti) ₂	(Si ₄ O ₁₂) ₂		O ₂	(OH) ₄	(O,F)		1	1	1
Zircophyllite	K ₂	Na	Fe ₇ ²⁺	Zr ₂	(Si ₄ O ₁₂) ₂		O ₂	(OH) ₄	F		1	1	1
Tarbagataite	(K□)	Ca	Fe ₇ ²⁺	Ti ₂	(Si ₄ O ₁₂) ₂		O ₂	(OH) ₄	(OH)		1	1	1
Nalivkinite	Li ₂	Na	Fe ₇ ²⁺	Ti ₂	(Si ₄ O ₁₂) ₂		O ₂	(OH) ₄	F	(H ₂ O) ₂	1	1	1
Bulgakite	Li ₂	(Ca,Na)	Fe ₇ ²⁺	Ti ₂	(Si ₄ O ₁₂) ₂		O ₂	(OH) ₄	(O,F)	(H ₂ O) ₂	1	1	1
Kupletskite group													
Kupletskite	K ₂	Na	Mn ₇ ²⁺	Ti ₂	(Si ₄ O ₁₂) ₂		O ₂	(OH) ₄	F		1	1	1
Niobokupletskite	K ₂	Na	Mn ₇ ²⁺	(Nb,Ti) ₂	(Si ₄ O ₁₂) ₂		O ₂	(OH) ₄	(O,F)		1	1	1
Kupletskite-(Cs)	Cs ₂	Na	Mn ₇ ²⁺	Ti ₂	(Si ₄ O ₁₂) ₂		O ₂	(OH) ₄	F		1	1	1
Devitoite group													
Devitoite	Ba ₄	Ba ₂	Fe ₇ ²⁺	Fe ₂ ³⁺	(Si ₄ O ₁₂) ₂	(PO ₄) ₂ (CO ₃)	O ₂	(OH) ₄	□ ₂		2	2	0
Sveinbergeite	(H ₂ O) ₂	[Ca(H ₂ O)]	(Fe ₆ ²⁺ Fe ³⁺)	Ti ₂	(Si ₄ O ₁₂) ₂		O ₂	(OH) ₄	[(OH)(H ₂ O)]		1	2	2
Lobanovite	K ₂	Na	(Fe ₄ ²⁺ Mg ₂ Na)	Ti ₂	(Si ₄ O ₁₂) ₂		O ₂	(OH) ₄	□		1	1	0

*Data are taken from the structure work (see references in Table 2).

The HOH block in the astrophyllite-supergroup structures

General topology

The HOH block is the main structural unit in all astrophyllite-supergroup structures. In the crystal structure of astrophyllite, the M octahedra (C-group atoms) share edges to form an O sheet (Fig. 1a).

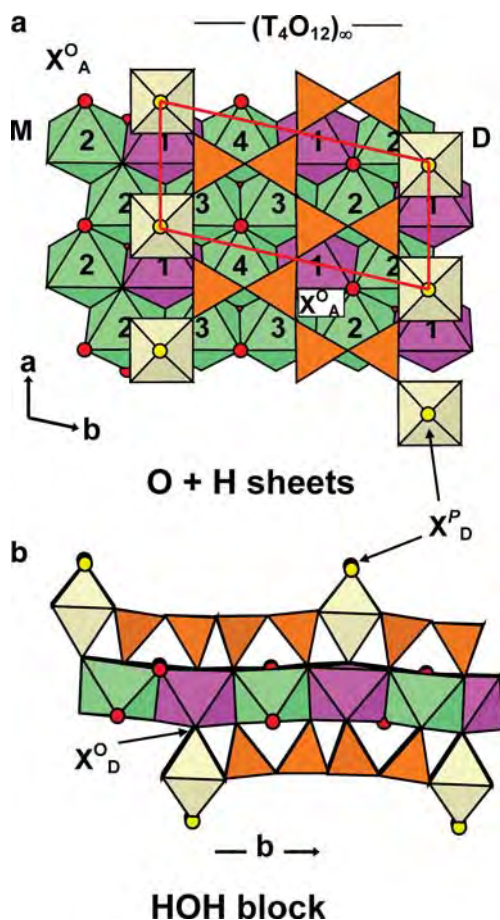


FIG. 1. The HOH block in the crystal structure of astrophyllite [atom coordinates of Sn-rich astrophyllite are taken from Cámara *et al.* (2010)]: (a) the O sheet and H sheets viewed perpendicular to the plane of the sheets, (b) the HOH block viewed down [100]. The M(1), M(2), M(3) and M(4) octahedra in the O sheet (C-group of atoms) are labelled 1, 2, 3 and 4. The Mn- and Fe²⁺-dominant octahedra are magenta and green. The T (= Si) tetrahedra and D (= Ti, Nb) octahedra are orange and pale yellow. The OH groups and F atoms at the X_A^O and X_D^P sites are shown as small red and yellow spheres. In (a), the unit cell is shown in red.

The characteristic feature of the astrophyllite structure is the T_4O_{12} astrophyllite ribbon that extends along [100] (Fig. 1a). The astrophyllite ribbons share common vertices with [6,5]-coordinated D polyhedra to form the H sheet (Fig. 1a). Two T_2O_7 groups oriented perpendicular to [100] constitute the minimal repeat of the astrophyllite ribbon which defines the *a* cell parameter of ~ 5.4 Å (Fig. 1a, Table 1). The H and O sheets are characterized by a minimal planar cell with $a \approx 5.4$, $b \approx 11.9$ Å, $a \wedge b \approx 103^\circ$ (Table 1, Fig. 1a). Two H sheets and a central O sheet form the HOH block (Fig. 1b). The linkage of O and H sheets is identical in all astrophyllite-supergroup structures, except for lobanovite (Sokolova, 2012).

Cation sites

In the O sheet of the crystal structure of astrophyllite, there are four *M* sites per minimal cell, $2M(1) + 2M(2) + 2M(3) + 1M(4)$, which give a total of M_7 ($= C_7$) apfu (atoms per formula unit) (Fig. 1a). In the astrophyllite-supergroup minerals, the dominant cations at the *M* sites are mainly Fe²⁺ and Mn²⁺ (Table 2). Other dominant M cations are rare: Mg at the *M*(4) site and Na at the *M*(1) site in lobanovite, and Zn at the *M*(4) site in kupletskite-(Cs) and Zn-rich astrophyllite (Piilonen *et al.*, 2006). In the H sheet, there are four *T* sites, mainly occupied by Si with minor Al (Piilonen *et al.*, 2003a,b). There is one *D* site which gives D_2 apfu. The dominant cation at the *D* site is mainly ^[6,5]Ti; ^[6]Nb (niobophyllite and niobokupletskite), ^[6]Zr (zircophyllite) and ^[5]Fe³⁺ (devitoite) are less common (Table 2). In the minimal cell, there are one *D* site and one minimal repeat of the astrophyllite ribbon (Fig. 1a), and the ideal composition of the H sheet is DT_4 apfu. The ideal cation composition of the HOH layer is C_7D_2 apfu, T atoms are considered as part of the complex anion $(T_4O_{12})_2^{8-}$ in the anion part of the structure.

Anion sites

In the HOH block, O atoms which tetrahedrally coordinate T atoms in two H sheets sum to the 24 O apfu. The D polyhedra of two H sheets share two X_D^O anions with M octahedra of the O sheet (for X_A^O , the O superscript defines anions of the O sheet) (Figs 1a, b), the X_D^O site is occupied by an O atom, giving $(X_D^O)_2 = O_2$ apfu. There are four anions pfu at the X_A^O sites which occur just under the interstitial *A* sites

(Fig. 1a) and they are occupied by monovalent anions, mainly OH groups and minor F, summing to ideally $(X_A^O)_4 = (OH)_4$ pfu (Table 2). The X_D^P site is occupied by an anion at the periphery of the HOH block (P =peripheral) where the D cation is [6]-coordinated (Figs 1a,b). The X_D^P site is occupied by F, OH, O, H_2O and \square , and in a structure, $X_D^P = 0, 1$ or 2 pfu (Table 2). The anion composition of the HOH block is $(T_4O_{12})_2X_{D2}^OX_{A4}^OX_{Dn}^P$, where $n = 0, 1, 2$. The number of X_D^P anions depends on the coordination number of the D cation (see above) and the type of self-linkage between the HOH blocks (see below).

General formula of the HOH block

The composition of the HOH block can be written as the sum of the cation and anion sites: $C_7D_2 + (T_4O_{12})_2X_{D2}^OX_{A4}^OX_{Dn}^P = C_7D_2(T_4O_{12})_2X_{D2}^OX_{A4}^OX_{Dn}^P$, where C and D are cations of the O and H sheets: $C = [^{6l}Fe^{2+}, Mn, Na, Mg, Zn, Fe^{3+}, Ca, Zr, Li]$; $D = [^{6l}Ti, Nb, Zr, Sn^{4+}, ^{5l}Fe^{3+}, Mg, Al]$; $T = Si$, minor Al; X are anions: X_D^O anions coordinate three M cations in the O sheet and a D cation in the H sheet, i.e. O; X_A^O (monovalent anions) coordinate three M cations in the O sheet, i.e. OH, F; and X_D^P are peripheral anions of the D cations, i.e. $X_D^P = F, O, OH, H_2O, \square$, where $n = 0, 1, 2$ for $(X_D^P)_n$. For astrophyllite, the ideal composition of the HOH block is $[Fe_7^{2+}Ti_2(Si_4O_{12})_2O_2(OH)_4F]^{3-}$ (Table 1).

Self-linkage of HOH blocks: the I (Intermediate) block

Following Sokolova (2012), we divide all structures of the astrophyllite-supergroup minerals into two types on the basis of the type of self-linkage between the HOH blocks: (1) HOH blocks link directly where they share common vertices of D octahedra; and (2) HOH blocks do not link directly.

Type 1: HOH blocks link directly

HOH blocks link directly where they share common vertices of D octahedra, X_D^P anions, i.e. HOH blocks connect via $D-X_D^P-D$ bridges (e.g. Ti–F–Ti in astrophyllite) (Fig. 2a). This type of self-linkage of HOH blocks occurs in astrophyllite, niobophyllite, zircophyllite, tarbagataite, nalivkinitite, bulgakite, kupletskite, niobokupletskite and kupletskite-(Cs). These type-1 structures belong to the astrophyllite structure type with space group $P\bar{1}$ (or space group $C2/c$ in kupletskite-2M, Table 1). In

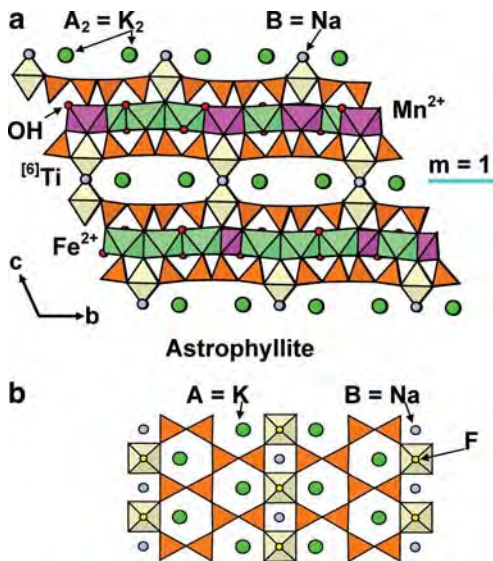


FIG. 2. Astrophyllite: (a) general view of the crystal structure and (b) the position of the A and B sites with regard to the H sheet. Legend as in Fig. 1; K and Na atoms at the A and B sites are shown as green and navy blue spheres. The position of the intermediate layer ($m = 1$, where m is a number of intermediate layers) is shown by a turquoise line.

the space between two HOH blocks, cations at two interstitial sites, A and B, constitute a layer of the form A_2B in the I block ($m = 1$, where m denotes number of cation layers in the I block). In astrophyllite, niobophyllite, kupletskite and niobokupletskite, the dominant cations at the A and B sites are K and Na, respectively (Figs 2a,b); other dominant cations are as follows: 4Cs [kupletskite-(Cs)] and 8Ca (tarbagataite) (Tables 2, 3). In bulgakite and nalivkinitite, the A site is split into two subsites, A(1) and A(2), which are occupied mainly by K and Li, respectively, where $Li > K$ (Fig. 3a). Hence we write the ideal composition of the A site as Li_2 apfu (Tables 1–3). Li and K at the A(1) and A(2) sites occur at short distances and must be locally mutually exclusive. Figure 3b gives a short-range order model for $Li + H_2O$ and K in the structure of nalivkinitite. The large K cation at the A(1) site is coordinated by thirteen O atoms, and a smaller Li cation at the A(2) site is coordinated by five O atoms and an H_2O group at the W site. The analogous arrangement of $Na + H_2O$ and K has been reported for nafertisitite, $Na_3Fe_{10}^{2+}Ti_2(Si_6O_{17})_2O_2(OH)_6F (H_2O)_2$ (Cámara *et al.*, 2014).

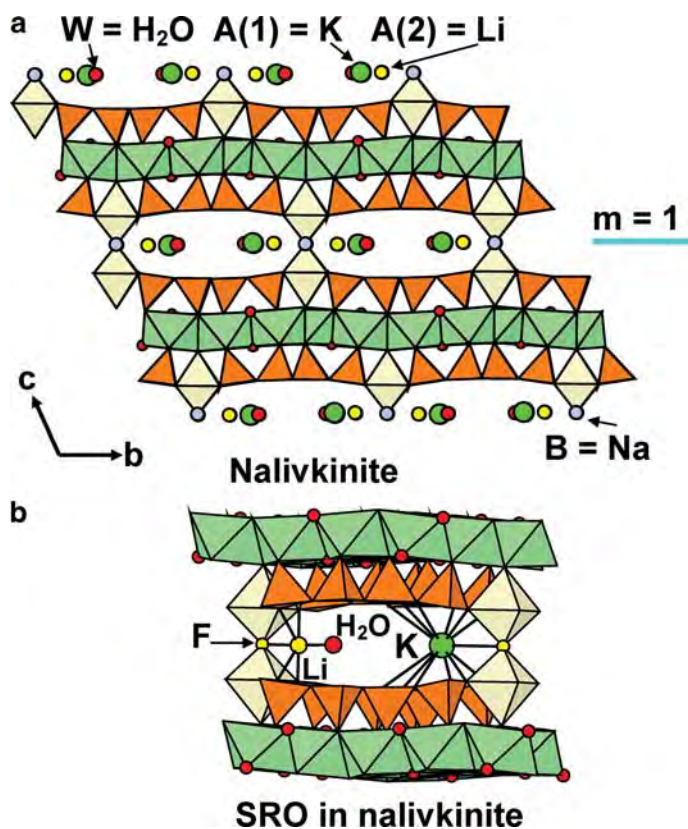


FIG. 3. Nalivkinite: (a) general view of the crystal structure and (b) the short-range order of K [$A(1)$ site] and Li [$A(2)$ site] plus H_2O [W site] in the I block. Legend as in Fig. 2; K and Li atoms at the $A(1)$ and $A(2)$ sites are shown as green and larger yellow spheres, H_2O groups are shown as larger red spheres.

On the basis of the dominant cation of the O sheet, we divide the nine minerals listed above into two groups (Tables 1–3):

Astrophyllite group: HOH blocks connect via

$D-X_D^P-D$ bridges, Fe^{2+} is dominant at C_7 ;

Kupletskite group: HOH blocks connect via

$D-X_D^P-D$ bridges, Mn^{2+} is dominant at C_7 ;

Type 2: HOH blocks do not link directly

HOH blocks do not link directly via polyhedra of the H sheets, i.e. HOH blocks do not connect via $D-X_D^P-D$ bridges. The type-2 structure occurs in lobanovite, sveinbergeite and devitoite. In lobanovite, with [5]-coordinated Ti in the H sheet, HOH layers connect via K at the A site and Na at the B

site, which constitute an I block ($m = 1$) of the form A_2B (Fig. 4a). In sveinbergeite, the I block ($m = 1$) is characterized by both cation and anion disorder (Fig. 4b) (Khomyakov *et al.*, 2011). The A site is occupied mainly by H_2O groups, giving ideally $(H_2O)_2$ pfu (Table 2). The B site splits into the $B(1)$ and $B(2)$ sites which are separated by < 1 Å and are occupied by $(Ca, \square)_2$ and $(H_2O, \square)_2$, giving ideally $[Ca(H_2O)]$ pfu. Short-range order of Ca and H_2O at the $B(1,2)$ sites affects the composition of the X_D^P site, ideally $[(OH)(H_2O)]$ pfu. The ideal composition of the I block in sveinbergeite is the sum of the constituents at the A (2 apfu) and B (2 apfu) sites: $(H_2O)_2 + [Ca(H_2O)] = Ca(H_2O)_3$ pfu. Devitoite is the only known mineral with the astrophyllite-type HOH block where [5]-coordinated D sites are occupied by Fe^{3+} (Kampf *et al.*, 2010) (Tables 1–3). In the devitoite structure, HOH layers alternate with I blocks along [001] (Fig. 4c). In the I block,

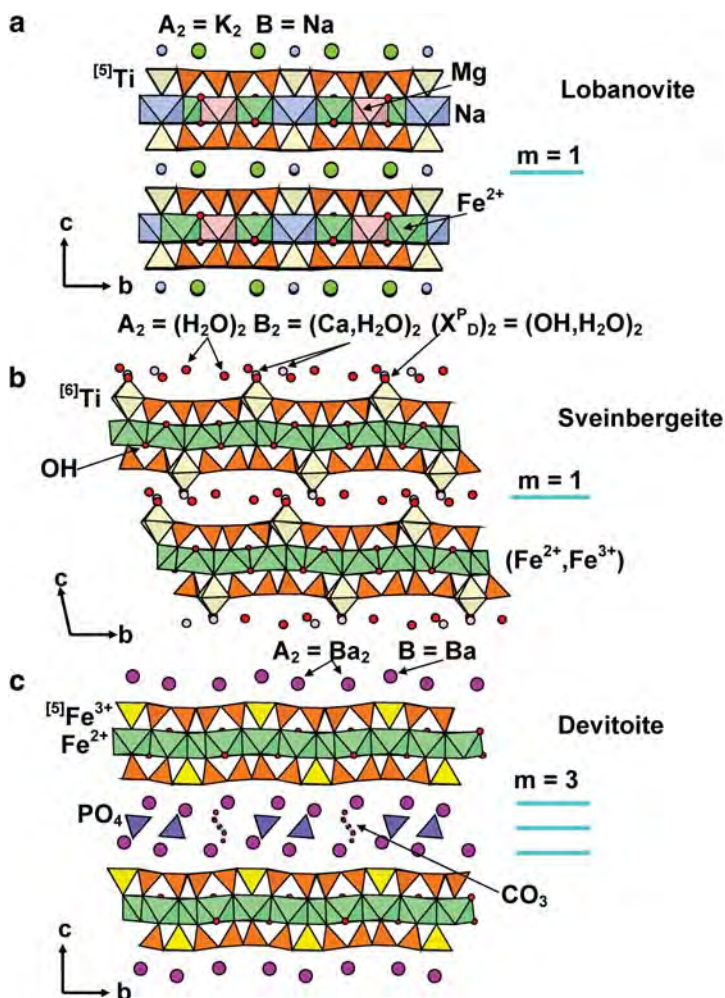


FIG. 4. General view of the crystal structures of (a) lobanovite, (b) sveinbergeite and (c) devitoite. Legend as in Fig. 2; the Mg and Na octahedra are pink and navy blue, the [5]-coordinated Fe^{3+} polyhedra are yellow; Ca (at the B site in sveinbergeite) and Ba (at the A and B sites in devitoite) atoms and H_2O groups (at the A, B and X^p_D sites in sveinbergeite) are shown as pink, raspberry and red spheres, respectively; PO_4 tetrahedra are purple, CO_3 groups are shown as small black spheres (C atoms) bonded to small red spheres (O atoms of CO_3 groups). The positions of the intermediate layer in lobanovite and sveinbergeite and the three intermediate layers in devitoite are shown by turquoise lines.

there are three layers of cations ($m=3$). Two peripheral layers of the I block are topologically identical to the layer of the form A_2B in astrophyllite (Fig. 2a). In the peripheral layer of the I block in devitoite, the A and B sites are occupied by Ba (Fig. 4c), giving Ba_2 (A_2) + Ba (B) = Ba_3 apfu. The central layer of the I block in devitoite is occupied by PO_4 tetrahedra and CO_3 groups, giving $(PO_4)_2(CO_3)$ pfu. The ideal composition of the I block in devitoite is the sum of the

two peripheral layers and the central layer: $2 \times Ba_3 + (PO_4)_2(CO_3) = Ba_6(PO_4)_2(CO_3)$ pfu.

Taking into account that devitoite (Kampf *et al.*, 2010) was described prior to sveinbergeite (Khomyakov *et al.*, 2011) and lobanovite (Sokolova *et al.*, 2017), we list devitoite, sveinbergeite and lobanovite in the:

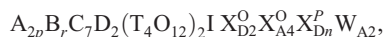
Devitoite group: HOH blocks do not connect via $D - X^p_D - D$ bridges.

General formula for the astrophyllite-supergroup minerals

The I block

We write the composition of the **I** block in the astrophyllite-supergroup minerals as $A_{2p}B_rIW_{A_2}$, where p is the number of layers of the form $A_2BW_{A_2}$ and is equal to 1, 2; $r = 1, 2$; $A = K, Cs, Li, Ba, H_2O, \square$; $B = Na, Ca, Ba, H_2O, \square$; $W = H_2O, \square$; **I** represents the composition of the central part of the **I** block, excluding peripheral layers of the form A_2B and $A_2BW_{A_2}$, i.e. $(PO_4)_2(CO_3)$ in devitoite.

We combine general formulae for the HOH block, $C_7D_2(T_4O_{12})_2X_{D_2}^OX_{A_4}^OX_{D_n}^P$, and the **I** block, $A_{2p}B_rIW_{A_2}$, into a general formula for the astrophyllite-supergroup minerals:



where C [cations at the $M(1-4)$ sites in the O sheet] = $Fe^{2+}, Mn, Na, Mg, Zn, Fe^{3+}, Ca, Zr, Li$; D (cations in the H sheets) = $[^{6,5}Ti, Nb, Zr, Sn^{4+}, ^{51}Fe^{3+}, Mg, Al]$; T = Si, minor Al; $A_{2p}B_rIW_{A_2}$ (**I** block) where $p = 1, 2$; $r = 1, 2$; $A = K, Cs, Ba, H_2O, Li, Rb, Pb^{2+}, Na, \square$; $B = Na, Ca, Ba, H_2O, \square$; **I** represents the composition of the central part of the **I** block, excluding peripheral layers of the form $A_{2p}B_rW_{A_2}$, e.g. $(PO_4)_2(CO_3)$ (devitoite); $X_{D_2}^O = O$; $X_{A_4}^O = OH, F$; $X_{D_n}^P = F, O, OH, H_2O, \square$, where $n = 0, 1, 2$ for $(X_{D_n}^P)_n$; $W_A = H_2O, \square$.

Acknowledgements

We thank reviewer Yu. Uvarova for useful comments and Associate Editor S. Mills for handling the manuscript. The authors are grateful to the vice president of the CNMNC, IMA Frédéric Hatert, and members of the Commission, for useful comments and suggestions. FC acknowledges support by the University of Torino "Progetti di ricerca finanziati dall'Università degli Studi di Torino (ex 60%)" - year 2014. This work was also supported by a Canada Research Chair in Crystallography and Mineralogy and by a Discovery grant from the Natural Sciences and Engineering Research Council of Canada to FCH, and by Innovation Grants from the Canada Foundation for Innovation to FCH.

References

Agakhanov, A.A., Pautov, L.A., Uvarova, Y.A., Sokolova, E., Hawthorne, F.C. and Karpenko, V.Yu. (2008) Nalivkinite, $Li_2NaFe_7^{2+}Ti_2(Si_8O_{24})O_2(OH)_4F$, a new

- mineral of the astrophyllite group from the Darai-Pioz massif, Tajikistan. *New Data on Minerals*, **43**, 5–12.
- Agakhanov, A.A., Pautov, L.A., Sokolova, E., Hawthorne, F.C. and Karpenko, V.Y. (2014) Bulgakite, IMA 2014-041. *Mineralogical Magazine*, **78**, 1241–1248.
- Agakhanov, A.A., Pautov, L.A., Sokolova, E., Abdu, Y.A., Hawthorne, F.C. and Karpenko, V.Y. (2016) Two astrophyllite-supergroup minerals, bulgakite and nalivkinite: bulgakite, a new mineral from the Darai-Pioz alkaline massif, Tajikistan and revision of the crystal structure and chemical formula of nalivkinite. *The Canadian Mineralogist*, **54**, 33–48.
- Belov, N.V. (1963) Essays on structural mineralogy. XIV. 97. Ba,Fe-titanosilicate – bafertisitite. 98. Anion role of Ti and Zr. Titanates, zirconates, titanosilicates, zirconosilicates. *Mineralogicheskii Sbornik L'vovskogo Geologicheskogo Obshchestva*, N17, 22–29 [in Russian].
- Belov, N.V. (1976) *Essays on Structural Mineralogy*. Nedra, Moscow [in Russian].
- Cámara, F., Sokolova, E., Abdu, Y. and Hawthorne, F.C. (2010) The crystal structures of niobophyllite, kupletskite-(Cs) and Sn-rich astrophyllite; revisions to the crystal chemistry of the astrophyllite-group minerals. *The Canadian Mineralogist*, **48**, 1–16.
- Cámara, F., Sokolova, E., Abdu, Y.A. and Hawthorne, F.C. (2014) Nafertisitite, $Na_3Fe_{10}^{2+}Ti_2(Si_6O_{17})_2O_2(OH)_6F(H_2O)_2$, from Mt. Kukisvumchorr, Khibiny alkaline massif, Kola peninsula, Russia: Refinement of the crystal structure and revision of the chemical formula. *European Journal of Mineralogy*, **26**, 689–700.
- Kampf, A.R., Rossman, G.R., Steele, I.M., Pluth, J.J., Dunning, G.E. and Walstrom, R.E. (2010) Devitoite, a new heterophyllosilicate mineral with astrophyllite-like layers from eastern Fresno County, California. *The Canadian Mineralogist*, **48**, 29–40.
- Kapustin, Y.L. (1972) Zircophyllite – the zirconium analogue of astrophyllite. *Zapiski Vsesoyuznogo Mineralogicheskogo Obshchestva*, **101**(4), 459–463 [in Russian].
- Khomyakov, A.P., Cámara, F., Sokolova, E., Hawthorne, F.C. and Abdu, Y. (2011) Sveinbergeite, $Ca(Fe_6^{2+}Fe^{3+})Ti_2(Si_4O_{12})_2O_2(OH)_5(H_2O)_4$, a new astrophyllite-group mineral species from the Larvik plutonic complex, Oslo region, Norway: description and crystal structure. *Mineralogical Magazine*, **75**, 2687–2702.
- Mills, S.J., Hatert, F., Nickel, E.H. and Ferraris, G. (2009) The standardisation of mineral group hierarchies: application to recent nomenclature proposals. *European Journal of Mineralogy*, **21**, 1073–1080.
- Nickel, E.H., Rowland, J.F. and Charette, D.J. (1964) Niobophyllite – the niobium analogue of astrophyllite; a new mineral from Seal Lake, Labrador. *The Canadian Mineralogist*, **8**, 40–52.

- Piilonen, P.C., Lalonde, A.E., McDonald, A.M. and Gault, R.A. (2000) Niobokupletskite, a new astrophyllite-group mineral from Mont Saint-Hilaire, Quebec, Canada: description and crystal structure. *The Canadian Mineralogist*, **38**, 627–639.
- Piilonen, P.C., McDonald, A.M. and Lalonde, A.E. (2001) Kupletskite polytypes from the Lovozero massif, Kola Peninsula, Russia: kupletskite-1A and kupletskite-Ma2b2c. *European Journal of Mineralogy*, **13**, 973–984.
- Piilonen, P.C., LaLonde, A.E., McDonald, A.M., Gault, R.A. and Larsen, A.O. (2003a) Insights into astrophyllite-group minerals. I. Nomenclature, composition and development of a standardized general formula. *The Canadian Mineralogist*, **41**, 1–26.
- Piilonen, P.C., McDonald, A.M. and LaLonde, A.E. (2003b) Insights into astrophyllite-group minerals. II. Crystal chemistry. *The Canadian Mineralogist*, **41**, 27–54.
- Piilonen, P.C., Pekov, I.V., Back, M., Steede, T. and Gault, R.A. (2006) Crystal-structure refinement of a Zn-rich kupletskite from Mont Saint-Hilaire, Quebec, with contributions to the geochemistry of zinc in peralkaline environments. *Mineralogical Magazine*, **70**, 565–578.
- Semenov, E.I. (1956) Kupletskite, a new mineral of the astrophyllite group. *Doklady Akademii Nauk SSSR*, **108**, 933–936 [in Russian].
- Sokolova, E. (2006) From structure topology to chemical composition: I. Structural hierarchy and stereochemistry in titanium disilicate minerals. *The Canadian Mineralogist*, **44**, 1273–1330.
- Sokolova, E. (2012) Further developments in the structure topology of the astrophyllite-group minerals. *Mineralogical Magazine*, **76**, 863–882.
- Sokolova, E. and Cámara, F. (2008) Re-investigation of the crystal structure of magnesium astrophyllite. *European Journal of Mineralogy*, **20**, 253–260.
- Sokolova, E. and Hawthorne, F.C. (2016) The crystal structure of zircophyllite, $K_2NaFe^{2+}_2Zr_2(Si_4O_{12})_2O_2(OH)_4F$, an astrophyllite-super group mineral from Mont Saint-Hilaire, Québec, Canada. *Canadian Mineralogist* (accepted).
- Sokolova, E., Cámara, F., Hawthorne, F.C., Semenov, E.I. and Ciriotti, M.E. (2017) Lobanovite, $K_2Na(Fe^{2+}_4Mg_2Na)Ti_2(Si_4O_{12})_2O_2(OH)_4$, a new mineral of the astrophyllite supergroup and its relation to magnesioastrophyllite. *Mineralogical Magazine*, **81**, 171–177.
- Stepanov, A.V., Bekenova, G.K., Levin, V.L., Sokolova, E.V., Hawthorne, F.C. and Dobrovolskaya, E.A. (2012) Tarbagataite, $(K, \square)_2(Ca, Na)(Fe^{2+}, Mn)_7Ti_2(Si_4O_{12})_2O_2(OH)_4(OH, F)$, a new astrophyllite-group mineral species from the Verkhnee Espe deposit, Akjailyautas Mountains, Kazakhstan: description and crystal structure. *The Canadian Mineralogist*, **50**, 159–168.
- Uvarova, Y.A., Sokolova, E., Hawthorne, F.C., Agakhanov, A.A. and Pautov, L.A. (2008) The crystal structure of nalivlinite, a new lithium member of the astrophyllite group. *The Canadian Mineralogist*, **46**, 651–659.
- Weibye, P.C. (1848) Beiträge zur topographischen Mineralogie Norwegens. *Archiv für Mineralogie, Geognosie Bergbau und Hüttenkunde*, **22**, 465–544 [in German].
- Yefimov, A.F., Dusmatov, V.D., Ganzeyev, A.A. and Katayeva, Z.T. (1971) Cesium kupletskite, a new mineral. *Doklady of the Academy of Sciences U.S.S.R., Earth Sciences*, **197**, 140–143.